

# QUICK START GUIDE

LIVE300TWS

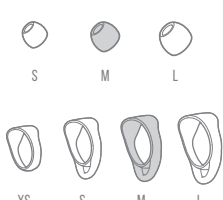


## WHAT'S IN THE BOX

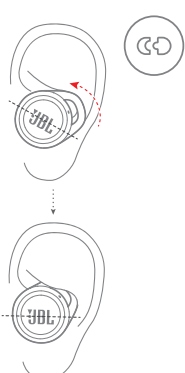
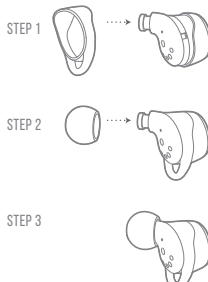


## HOW TO WEAR


SELECT YOUR SIZE  
MIX AND MATCH FOR A PERFECT FIT AND AUDIO PERFORMANCE



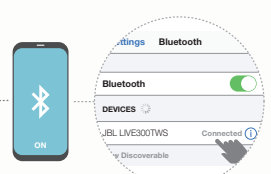
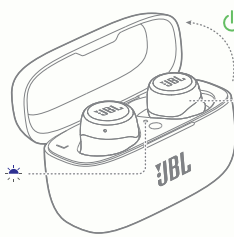
ATTACH EAR TIPS AND ENHANCERS



## FIRST TIME USE



## POWER ON & PAIRING



AUTOMATIC PAIRING INSIDE THE CASE

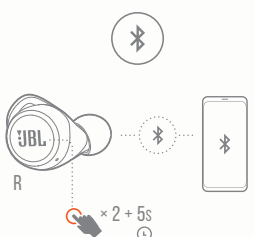
CHOOSE "JBL LIVE300TWS" TO CONNECT

## POWER OFF



## MANUAL

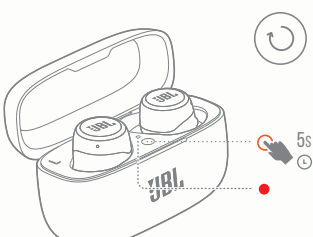
CONNECT TO A BLUETOOTH DEVICE



PAIRING LEFT AND RIGHT EARPIECES



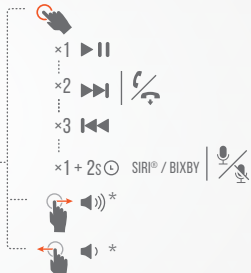
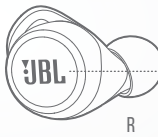
REBOOT



## BUTTON COMMAND



TALKTHRU / AMBIENT AWARE\*  
Ok Google  
alexa built-in



\*ENABLE ADVANCED SWIPE CONTROLS BY CONNECTING YOUR JBL LIVE300TWS TO JBL HEADPHONES APP.

## CHARGING

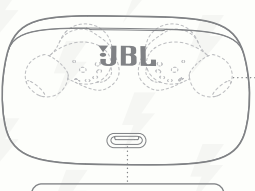
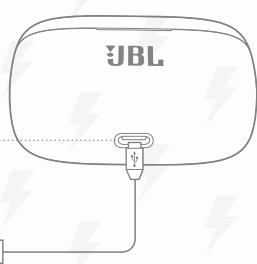


WITH NO EARPIECE INSIDE



2HR CHARGE

WITH EARPIECE INSIDE



## LED BEHAVIORS

